

Assessment Report Sample Candidate



Professional
Verbal Analysis

Contents

Introduction to Assessment Report.....	3
Verbal Analysis Aptitude Profile.....	4

About this Report

This report is based upon Professional Verbal Analysis, an online test of the ability to reason with information presented in verbal format.

The results are compared against a mixed group of 300 professionals and graduates who have completed the test. The results in this report are presented on a 1 to 10 Sten scale, where 1 indicates low performance and 10 indicates high performance on the test. The margin of error that should be allowed before concluding that there is a difference between scores is indicated by the diamond shape.

When reading this report, please remember that it is based on the information gained from the test session only. It describes performance on this particular test, rather than performance at work or study. Despite this, research suggests that ability tests can be powerful predictors of successful performance in study and work activities requiring these abilities.

The information contained in this report is confidential and every effort should be made to ensure that it is stored in a secure place.

The information contained within this report is likely to provide a valid measurement for 12 to 24 months.

The report is based on the results of the online test that the respondent was invited to complete under supervised conditions.

This report was produced using Saville Assessment software systems and has been generated electronically. Saville Assessment do not guarantee that it has not been changed or edited. We can accept no liability for the consequences of the use of this report.

The application of this test is limited to Saville Assessment employees, agents of Saville Assessment and clients authorised by Saville Assessment.

Introduction to Assessment Report

This report provides feedback on the responses of Sample Candidate to the Verbal Analysis aptitude test.

Verbal Analysis Aptitude Profile

The test measures verbal analysis aptitude areas that are important in the world of work for a variety of roles. The Verbal Analysis Aptitude Profile provides a summary of total and test taking style sub-scores across the test, as well as sub-scores on the five item types covered in relation to the comparison group: Professionals & Graduates (HC&SA).

Total Score

The Total Score is the sum of correct answers across the Verbal Analysis aptitude test. It shows how well Sample Candidate has performed overall on the test.

Test Taking Style Sub-scores

These scores indicate how quickly and accurately Sample Candidate completed the test.

Accuracy: concerns the proportion of answers that were correct.

Speed: concerns the number of questions answered.

Caution: is the difference between the Accuracy and Speed scores.

Item Type Sub-scores

These sub-scores provide information on how Sample Candidate performed on each of the five Verbal Analysis item types. The pattern of results indicates relative strengths and weaknesses across the following item types:

Understanding Word Meaning - assesses the ability to understand the meaning of words within written information.

Comprehending Text - assesses the ability to understand the content of written information.






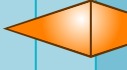



Making Verbal Inferences - assesses the ability to judge whether a given statement is true or false on the basis of specified written information.

Evaluating Written Materials - assesses the ability to evaluate the main points of specified written information.

Comparing Arguments - assesses the ability to compare arguments within or between passages of written information.

Verbal Analysis Aptitude Profile

The profile shows the Total Score as well as Accuracy, Speed and Caution Test Taking Style sub-scores across the test. The pattern of Item Type sub-scores indicates relative strengths and limitations. All sub-scores must be interpreted in the light of the Total Score.

Scores		1	2	3	4	5	6	7	8	9	10	
Total	Total Score (Above Average - 73%ile) Answered more questions correctly than 73 percent of the comparison group - fairly high potential for tasks requiring critical analysis of verbal information.											
	Test Taking Style	Accuracy (Above Average - 76%ile) Answered 21 of the questions correctly. Number of mistakes: 5.										
		Speed (Average - 58%ile) Answered 26 of the 28 questions in the time allowed.										
Caution (Above Average - 69%ile) Accuracy was prioritised over speed.												
Item Type	Understanding Word Meaning (Above Average - 84%ile) Answered 5 of the 5 questions and got 5 correct.											
	Comprehending Text (Average - 66%ile) Answered 6 of the 6 questions and got 4 correct.											
	Making Verbal Inferences (Above Average - 69%ile) Answered 5 of the 5 questions and got 4 correct.											
	Evaluating Written Materials (Average - 62%ile) Answered 5 of the 7 questions and got 4 correct.											
	Comparing Arguments (Above Average - 69%ile) Answered 5 of the 5 questions and got 4 correct.											

Interpretation Guidelines

Comparison Group: Professionals & Graduates (HC&SA)

- Sten 1: higher potential than about 1% of the comparison group
- Sten 2: higher potential than about 5% of the comparison group
- Sten 3: higher potential than about 10% of the comparison group
- Sten 4: higher potential than about 25% of the comparison group
- Sten 5: higher potential than about 40% of the comparison group
- Sten 6: higher potential than about 60% of the comparison group
- Sten 7: higher potential than about 75% of the comparison group
- Sten 8: higher potential than about 90% of the comparison group
- Sten 9: higher potential than about 95% of the comparison group
- Sten 10: higher potential than about 99% of the comparison group